

Mobile Trading

User Manual

MIB Trade HK

Version : 19112021
Published Date : 19 November 2021

Contents

| | | |
|--------------|---|-----------|
| 1 | Overview | 1 |
| 1.1 | Login Process..... | 1 |
| 2 | Settings..... | 4 |
| 3 | Trade | 5 |
| 3.1 | Place Order | 5 |
| 3.2 | Order Book..... | 6 |
| 3.2.1 | Order Modification / Cancellation..... | 7 |
| 3.3 | Portfolio..... | 8 |
| 3.4 | Trade Book..... | 9 |
| 3.5 | History | 10 |

1 Overview

Mobile Trading is an extended function of MIB Trade HK. Mobile Trading allows user to check market price, input new order, cancel, modify existing order; check client portfolio, order Book and trade Book, order history and trade history and etc. Users can login Mobile Trading through Mobile Apps when their user account has registered for the Mobile Trading package.

Download MIB Trade HK, you can ignore this step if MIB Trade HK has already been installed



Trade HK



For iOS

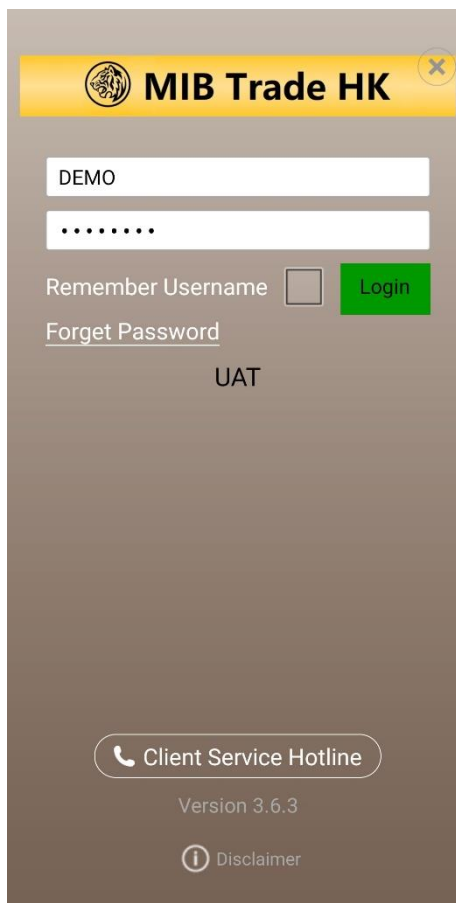


For Android

1.1 Login Process



Step1: User need to click "Trade" at the bottom left hand corner for login.




Step2: Input Username and Password, then press "Login". Tick the checkbox to remember Username if needed.


Two-Factor Authentication (2FA)

User has to **register 2FA** after login first time.


← Back



Register and Activate Two Factor Authentication

 Through the registration and activation process below, this phone will be used as the second element in dual authentication to verify identity.

This phone verifies the second element without mobile data or WiFi connection.

 If you lose the phone, you need to call the broker to cancel this registration.


If you replace the phone, you will need to cancel the registration on the existing phone and re-register on the new phone.

Activate Now

Cancel registration

Step1: Press "Activate Now"

← Back



Please check your email and enter the activation code in the email here

GdQ - * * * * *


Activate

Resend email(10s)

Cancel registration

Step3: Check the activation code from email, enter the code and press "Activate". If the activation code is not sent, press "Resend email".

← Back




A one-time activation password will be generated and sent to your email address below.

k*****@yahoo.com.hk

Register and Send Email

Cancel registration

Step2: Press "Register and Send Email", activation code will be sent to user's email.



✓

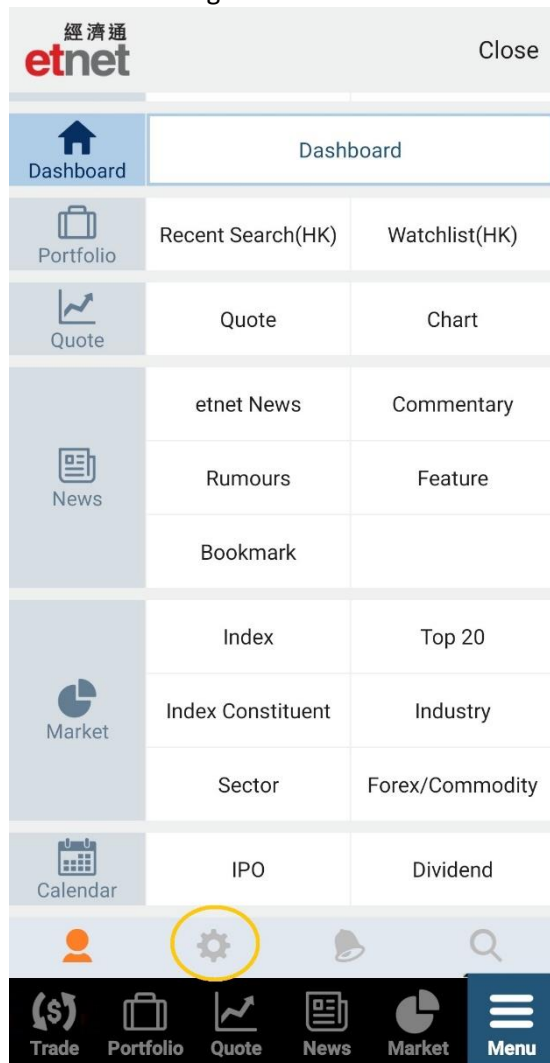
Mobile Security Key Created

This phone has become the second element in dual authentication, and you later need to double-authenticate with this phone when you log in. If you lose the phone, you need to call the broker to cancel this registration. If you want to change your phone, you will need to cancel the registration on your existing phone and re-register on the new phone.

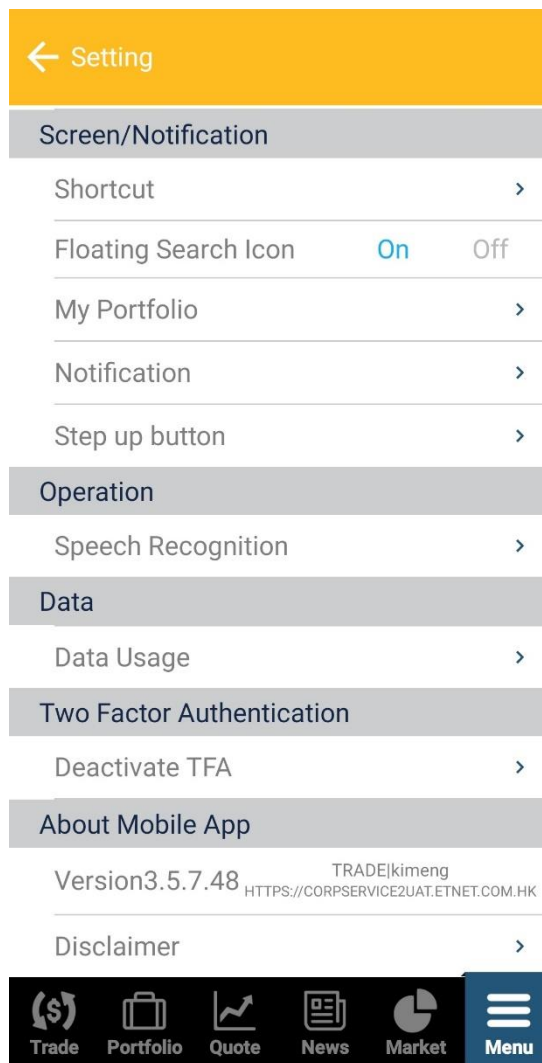
Continue Login

Step5: Mobile Security Key Created page will be shown, press "Continue Login".

If user need to login another account on the same phone, **deactivate 2FA** is needed.



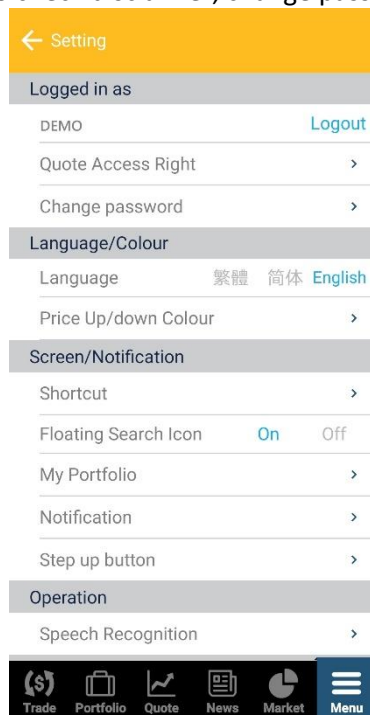
Step1: Tap "Menu" icon,
then press "⚙"



Step2: Press "Deactivate TFA", then "Confirm". User will be forced logout after deactivation.

2 Settings

Drag the bottom menu to left, tap "more" icon. Press "Setting". Language can be changed in Settings. User may also check disclaimer, change password or logout in Settings.

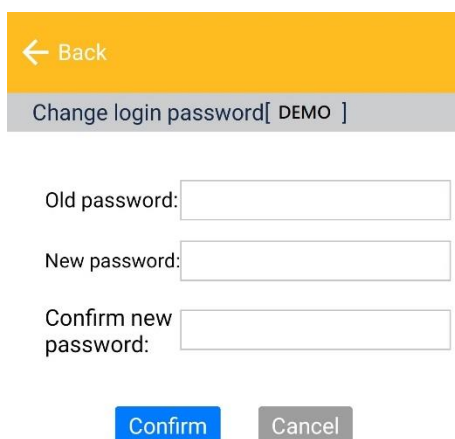


Language: Traditional Chinese / Simplified Chinese / English

Color: Price up/down color; Red up Green down /Green up Red down

Step up button: Left+ Right- / Left - Right +

Orientation: Handset Rotation / Button Click



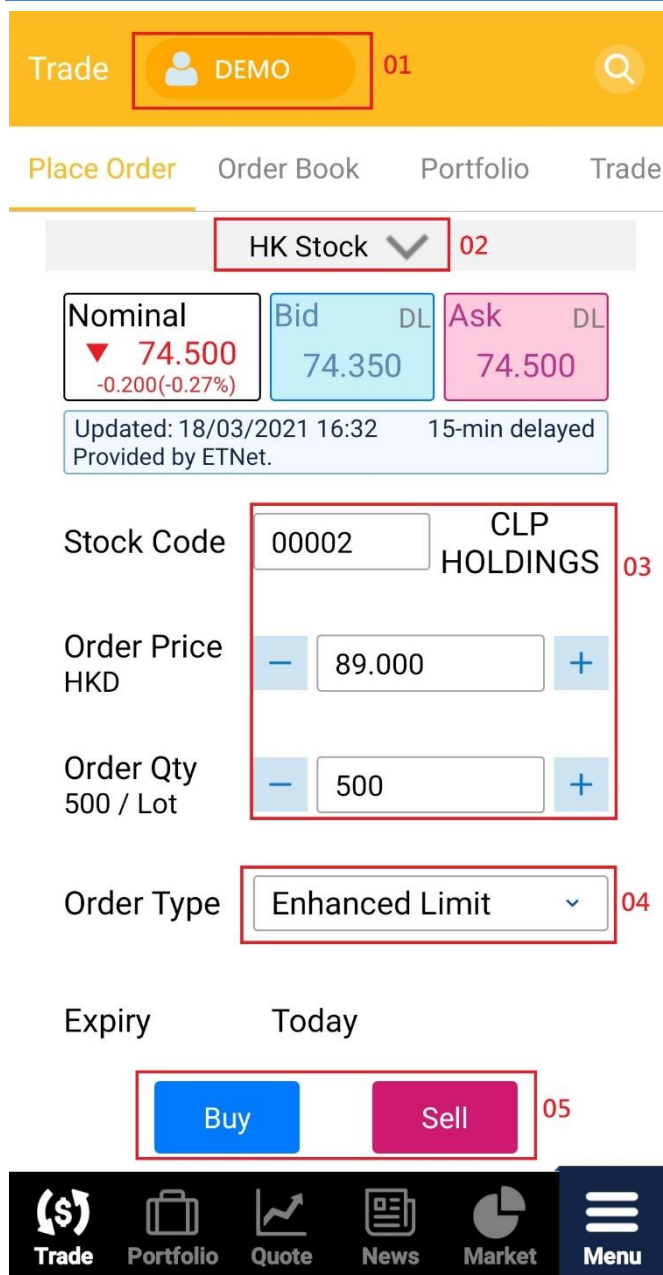
Change Password:

Input old password, new password, and confirm password, then press "confirm". The new password will be apply to all Securities trading platform immediately.

3 Trade

Tap "Trade" icon in bottom menu. 5 tabs can be found in Trade menu: Place Order, Order Book, Portfolio, Trade Book, History.

3.1 Place Order



Trade DEMO 01

Place Order Order Book Portfolio Trade

HK Stock 02

Nominal ▼ 74.500
-0.200(-0.27%)

Bid 74.350 DL

Ask 74.500 DL

Updated: 18/03/2021 16:32 15-min delayed
Provided by ETNet.

Stock Code 00002 CLP HOLDINGS 03

Order Price HKD - 89.000 +

Order Qty 500 / Lot - 500 +

Order Type Enhanced Limit 04

Expiry Today

Buy Sell 05

Trade Portfolio Quote News Market Menu

User can place buy/sell orders in "Place Order" tab.

Step1: Select Account

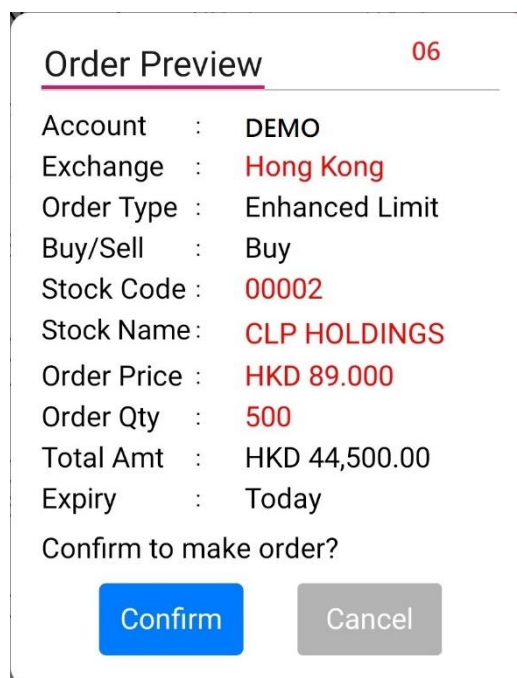
Step2: Select Hong Kong / A-Shares if any

Step3: Input Stock Code, "Order Price", "Order Qty"

Step4: Select "Order Type" for Hong Kong stock

Step5: Tap "Buy" or "Sell" to place order

Step6: Press "Confirm" button in Order Preview box



Order Preview 06

Account : DEMO

Exchange : Hong Kong

Order Type : Enhanced Limit

Buy/Sell : Buy

Stock Code : 00002

Stock Name : CLP HOLDINGS

Order Price : HKD 89.000

Order Qty : 500

Total Amt : HKD 44,500.00

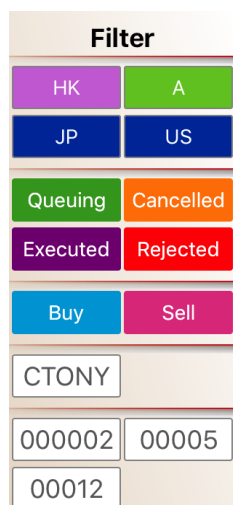
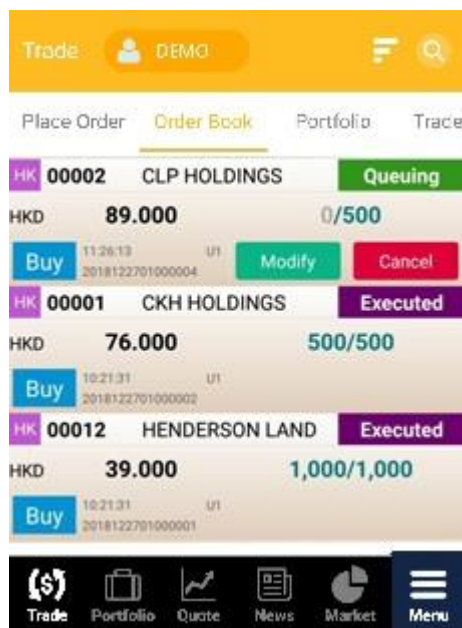
Expiry : Today

Confirm to make order?

Confirm Cancel

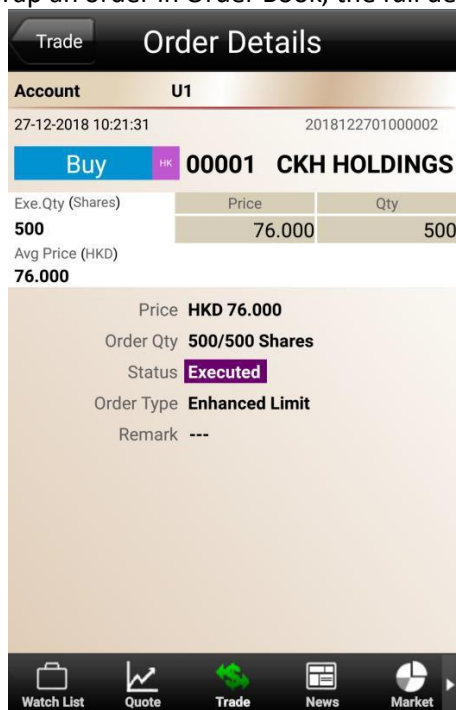
3.2 Order Book

All orders performed in current trading day will be shown in "Order Book" tab. User can also modify or cancel orders in Order Book.



Press the "Filter" button on top-right corner of screen to open filter menu. Tap the filters to apply.

Tap an order in Order Book, the full details of the order will be displayed.



3.2.1 Order Modification / Cancellation

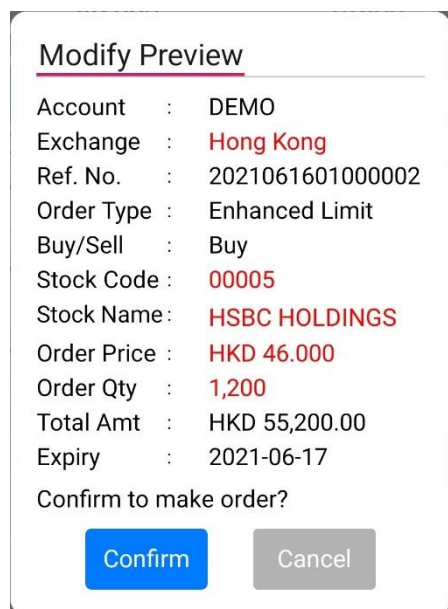
Modification / cancellation of orders can be done in Order Book tab. Modification and cancellation is only available for orders in queuing or waiting status.



Step1: Tap the "Modify" or "Cancel" button.



Step2: For modification, input updated order price and/or order qty, then press "confirm"





Step3: Tap "confirm" button again to submit modification or cancellation request.


Step4: New order status will be updated immediately in Order Book. Push Notifications will be shown.

3.3 Portfolio

Account information and stock summary can be checked in the "Portfolio" Tab.
Tap the Account Drop-down list to view the portfolio of different accounts.

Trade
 DEMO


Order Book
Portfolio
Trade Book

Account ALL ▾ DEMO








P.Power HKD 7,131.80
 Opening Balance HKD 7,131.80
 Trading Balance HKD 0.00



▾

All
HK
A


| Code | | |
|------|---------------|----------|
| Name | Stock On hand | Sellable |

No record is found

 Trade
 Portfolio
 Quote
 News
 Market
 Menu

Trade
 DEMO


Order Book
Portfolio
Trade Book

Account ALL ▾ DEMO


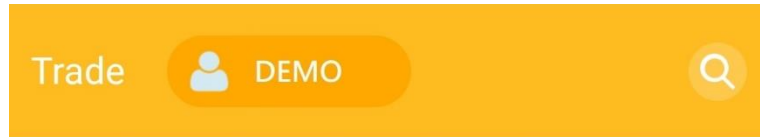
P.Power HKD 7,131.80
 Opening Balance HKD 7,131.80
 Trading Balance HKD 0.00
 Cash In/Out HKD 0.00
 Daily Credit HKD 0.00
 T HKD 0.00
 T1 HKD 0.00
 T2 HKD 0.00
 Hold Fund HKD 0.00
 IPO Hold Fund HKD 0.00
 Ledger balance HKD 7,131.80
 Withdrawal Amount HKD 7,131.80
 Cash Balance HKD 7,131.80

▴

Tap '▾' to view the full information of an account, including Purchasing Power, Opening Balance, Trading Balance, Cash In/Out and Daily Credit, etc.

3.4 Trade Book

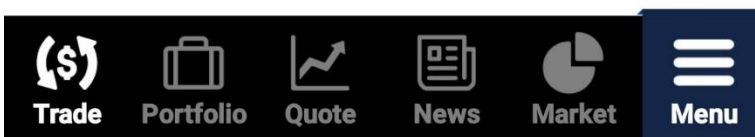
All trades of current trading day can be found in Trade Book tab. User can view single account by selecting Account in the drop-down list



ok Portfolio **Trade Book** History

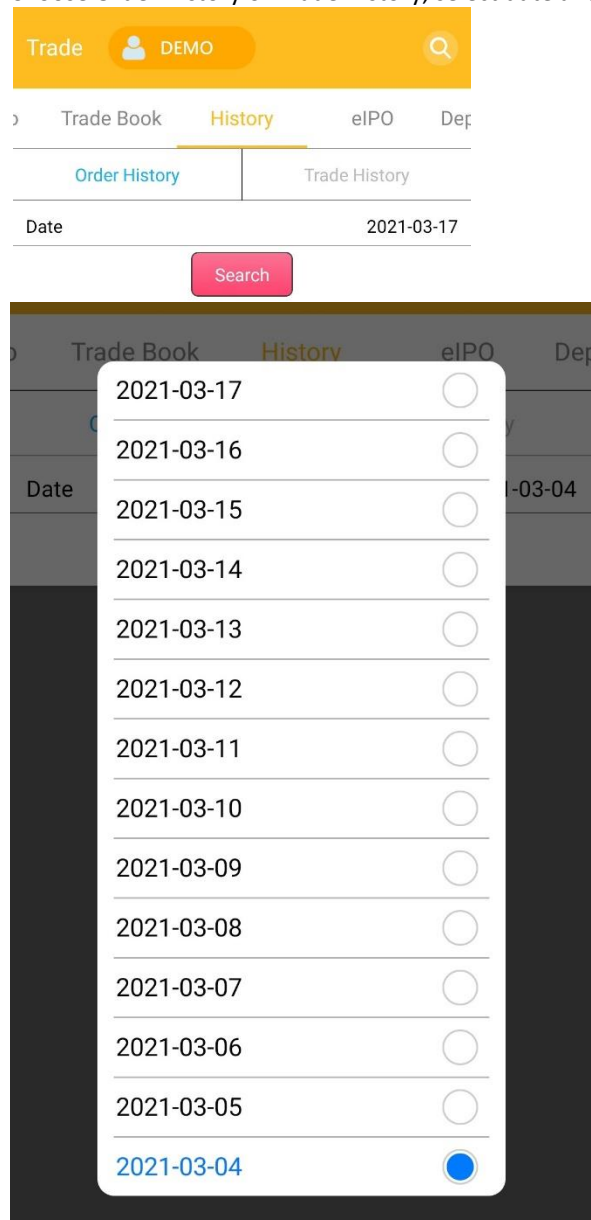
| Code | Name | Account |
|-----------|-----------|------------|
| Fill Time | Trade Qty | Exe. Price |

No record is found



3.5 History

"Order History" and "Trade History" in last 14 days can be searched in the "History" tab. Choose Order History or Trade History, select date and acc, then tap "Search".



The screenshot shows the MIB app interface. At the top, there's a yellow bar with "Trade" and "DEMO" buttons. Below it, a navigation bar has "Trade Book", "History" (selected), "eIPO", and "Dep". Under "History", there are two tabs: "Order History" (selected) and "Trade History". A "Date" field shows "2021-03-17" with a "Search" button below it. A date selection dropdown is open, showing a list of dates from 2021-03-17 down to 2021-03-04. The date 2021-03-04 is selected, indicated by a blue circle.

Details of the order/trade will be displayed if user tap on the record

| | | | | |
|------------|------------------|-------|--------------|----------|
| Buy | HK | 00001 | CKH HOLDINGS | 15:51:29 |
| HKD | 95.000 | 500 | | |
| Order Ref. | 2018121901000004 | U1 | | |

~ End of Document ~